



HARVARD Kennedy School
JOHN F. KENNEDY SCHOOL OF GOVERNMENT

Environmental Benefit-Cost Analysis: A Comparative Analysis Between the United States and the United Kingdom

Faculty Research Working Paper Series

Joseph E. Aldy

Harvard Kennedy School

Giles Atkinson

London School of Economics
and Political Science

Matthew J. Kotchen

Yale University

March 2021

RWP21-008

Visit the **HKS Faculty Research Working Paper Series** at:

https://www.hks.harvard.edu/research-insights/publications?f%5B0%5D=publication_types%3A121

The views expressed in the **HKS Faculty Research Working Paper Series** are those of the author(s) and do not necessarily reflect those of the John F. Kennedy School of Government or of Harvard University. Faculty Research Working Papers have not undergone formal review and approval. Such papers are included in this series to elicit feedback and to encourage debate on important public policy challenges. Copyright belongs to the author(s). Papers may be downloaded for personal use only.

Environmental Benefit-Cost Analysis: A Comparative Analysis Between the United States and the United Kingdom

Joseph E. Aldy,¹ Giles Atkinson,² and Matthew J. Kotchen³

¹ Harvard Kennedy School, Resources for the Future, National Bureau of Economic Research and Center for Strategic and International Studies

² Department of Geography & Environment and Grantham Research Institute on Climate Change and Environment, London School of Economics and Political Science

³ Yale School of the Environment and National Bureau of Economic Research

Abstract: The United States and United Kingdom have longstanding traditions in use of environmental benefit-cost analysis (E-BCA). While there are similarities between how E-BCA is utilized, there are significant differences too, many of which mirror ongoing debates and recent developments in the literature on environmental and natural resource economics. We review the use of E-BCA in both countries across three themes: (a) the role of long-term discounting; (b) the estimation and use of carbon valuation; and, (c) the estimation and use of the value of a statistical life. In each case, we discuss how academic developments are (and are not) translated into use and draw comparative lessons. We find that, in some cases, practical differences in E-BCA can be overstated, although in others these seem more substantive. Advances in the academic frontier also raise the question of when and how to update practical E-BCA, with very different answers across our themes.

Addresses for correspondence:

1. Email joseph_aldy@hks.harvard.edu: Harvard Kennedy School, 79 John F. Kennedy Street, Cambridge, MA 02138, USA

2. Email: g.atkinson@lse.ac.uk. Department of Geography and Environment, London School of Economics and Political Science, Houghton Street, London, WC2A 2AE, UK

3. Email matthew.kotchen@yale.edu. Yale School of Environment, 95 Prospect Street, New Haven CT 06511, USA.

1. Introduction

The United States and the United Kingdom are two countries with longstanding traditions in the use of benefit-cost analysis (BCA) for the appraisal of public policies. One area where BCA has grown increasingly important in both countries is applications to environmental policies or, more broadly, policies with environmental impacts, which we henceforth refer to as environmental BCA (or E-BCA).¹ There are striking similarities between the two countries in how E-BCA is utilized in the policy process, including official guidelines that establish how it is to be conducted and employed at the national level. There are, however, significant differences too, many of which mirror ongoing debates and recent developments in the field of environmental and natural resource economics. In some instances, the two countries have differed in how academic developments have translated into practical use, and some of these differences can be explained by the political and institutional context in which E-BCA is applied in each country.

In this paper, we review the use of E-BCA in the United States and the United Kingdom with particular reference to selected themes. Critically important questions in the application of E-BCA to contemporary environmental challenges include: How should benefits and costs that occur at different points in time—especially over long time horizons—be compared? How should the geographic and political boundaries of an analysis be drawn when environmental problems are increasingly of a transboundary nature? And how should the largest category of non-market values—i.e., those that affect human health and safety—be reflected in an E-BCA, where different assumptions often play a decisive role?

Accordingly, our review focuses on 1) the role of discounting for long-term impacts such as those associated with climate change, 2) estimation and use of the social cost of carbon (SCC) and other carbon pricing approaches for evaluating domestic policy in the context of global climate change, and 3) different approaches for estimating and using the value of a statistical life (VSL). When considering each of these areas, we discuss in particular how academic developments are (and are not) translated into practical use at the national level, drawing lessons based on comparisons between the United States and the United Kingdom.

We begin with a broad overview of what distinguishes E-BCA from BCA more generally. We then organize the paper into different sections that consider discounting, pricing carbon emissions, and valuing mortality risk reduction. When discussing each of these topics, we reflect on broader questions about why in some cases academic developments have, and have not, translated into updated guidance for E-BCA in the United States and United Kingdom. Finally, we consider commonalities across sections in drawing conclusions based on our comparison of the two countries.

¹ See, for example, Pearce (1998) and Atkinson et al. (2018b) for a review of the use of E-BCA in the United Kingdom, and Hahn and Tetlock (2008) and Hahn and Dudley (2007) for the United States.

2. Environmental Benefit-Cost Analysis

At the broadest level, any BCA involves the same principles. The aim is to quantify and compare benefits and costs of moving from one state of the world to another in ways that conform with basic principles of welfare economics (Boardman *et al.* 2018; Just *et al.* 1982) What is best practice in appraising environmental impacts as part of an E-BCA carry over to BCAs more generally. There are, however, particular issues that tend to arise in E-BCAs that lead to topics of particular interest within the research community and that require judgement about how they are resolved in practice as part of official policy and program evaluations. Interestingly, many of the recent developments in how economists recommend that BCAs be carried out have their origins in understanding how to better account for environmental impacts within the ambit of a standard BCA (Pearce *et al.* 2006; Atkinson *et al.* 2018).

A basic starting point for all BCAs is a determination of whose benefits and costs should count. The determination must be made over space and time. Typically, the political jurisdiction of the proposal being appraised defines the relevant population. For example, the residents of a country are usually the relevant population for policies that apply at the national level. As discussed below, however, cases where impacts spillover to other jurisdictions can be highly relevant to environmental applications and raise important questions for E-BCA. All BCAs must also specify the planning horizon over which benefits and costs count, and the issue can be particularly important and consequential when it comes to long-term, intergenerational concerns like climate change.

Discounting is a related feature of BCAs that can significantly affect results. When costs and benefits occur at different points in time, discounting provides the weights to facilitate intertemporal comparisons by converting all future costs and benefits into present values. The cost-benefit criterion is then a question of whether the present value of net benefits are positive. With respect to impacts that occur far into the future, important questions affecting E-BCA are how to discount, in addition to what rates should be employed. While many elements of the discounting debate are long-standing, recent developments, as we will discuss, have influenced different approaches in practice.

A further challenge to the conduct of E-BCAs, and perhaps the one that most distinguishes it from BCAs more generally, is the fact that many environmental benefits and costs do not immediately translate into monetary values. The most common way for economists to measure an individual's or a household's value is willingness to pay (WTP). But there are many things that people value, such as improved environmental quality and lower mortality risk, for which they pay nothing, at least not directly. In order to account for these values, BCA often requires the use of nonmarket valuation techniques, where the aim is to infer WTP (or sometimes willingness to accept compensation) for things that are not directly traded in markets and for which there are no immediate prices.

Broadly speaking, economists carry out nonmarket valuation using revealed- or stated-preference techniques (see, for an overview, Champ *et al.* 2017; Atkinson *et al.* 2018a). Consider the applications of both approaches to estimate willingness-to-pay to reduce premature mortality risk. Revealed preference methods estimate the income an individual gives up (requires) for a small decrease (increase) in one's own mortality risk exposure in market transactions, such as

employment decisions, as well as vehicle and home purchases. Since the 1970s, economists have estimated hedonic wage models to estimate the compensating differential for occupational fatality risk, which represents the most common revealed preference VSL approach (Viscusi and Aldy 2003; Viscusi 2018). The appeal of these revealed preference studies lies in the estimation of WTP for small changes of mortality risk – comparable in magnitude to the risk reductions typical of individual regulations – that reflects individuals’ decisions in markets.²

In stated preference approaches, hypothetical risk-income trade-offs through survey instruments enable the elicitation of WTP (Chilton *et al.* 1999, 2004; Krupnick 2007; De Bekker-Grob *et al.* 2012). These survey approaches create contingent markets that can more closely relate to the policy context. For example, Alberini *et al.* (2004) describe hypothetical risk interventions that deliver latent health benefits using contingent valuation.³ The resulting WTP for these risk reductions may better map to the latent health benefits associated with reduced particulate matter exposure than the willingness to pay to reduce current period mortality risk estimated in hedonic wage models. The challenge to stated preference approaches, however, lie in the potential for survey participants to state their WTP in a manner that may not be consistent with their true preferences over income and risk (see, for alternative perspectives: Hausman, 2012; Carson, 2012).

The BCA practitioner thus has an array of approaches within the non-market valuation toolkit, and often at issue is the question of which approach to utilize in which context. The growing empirical literature in several areas has been distilled to produce “reference values” as a result of meta-analysis or some other approach (e.g. OECD, 2012). Moreover, methods have been developed with varying degrees of sophistication to promote transfer of estimates from one study to another, through a process known as “benefits transfer” (see, for example, Johnston *et al.* 2015).

² The quality of labor market and occupational fatality risk data as well as issues in the design and execution of rigorous empirical strategies pose challenges that have been identified in this literature (Viscusi and Aldy 2003; Viscusi 2004; Black and Kniesner 2003; Ashenfelter and Greenstone 2004; Viscusi 2015). An array of more recent papers have attempted to address these shortcomings (e.g., Kniesner *et al.* 2012; Lee and Taylor 2019; Aldy 2019; Lavetti 2020).

³ Mitchell and Carson (1989) remains the seminal text on the contingent valuation method. Another prominent stated preference approach is discrete choice experiments especially in contexts where policy changes have multiple attributes that command distinct valuations (Louviere *et al.* 2000).

Table 1: Official benefit-cost analysis of two major climate policies in the US and UK (billions of 2019 USD)

	US Clean Power Plan		UK Climate Change Act
	Benefits and costs		Annualized benefits and costs from
	in 2030		2008 to 2050
	3% discount rate	7% discount rate	3.5% discount rate
Climate benefits	23	23	31-72
Air quality co-benefits	16-39	15-36	2
Compliance costs	9.6	9.6	23-29
Net benefits	29-52	28-49	4-51

Notes: The sources are US EPA (2015) and UK DECC (2009). Although we report the US estimates for the year 2030, the EPA analysis also reports estimates for 2020 and 2025. The UK estimated are annualized values of policy-induced changes over the whole period being appraised, 2008 to 2050. We convert original estimates to 2019 dollars.

Developments in the academic literature have practical significance for how E-BCAs are undertaken in practice. Table 1 illustrates two examples (in 2019 US dollars).⁴ In the first, the US Environmental Protection Agency (2015) provides a BCA of the US Clean Power Plan, which sought to regulate the US electricity generation sector to reduce carbon dioxide emissions 32% below 2005 levels by 2030.⁵ In the second, the UK Department of Energy and Climate Change (2009) provides a BCA of the UK Climate Change Act 2008, which set a statutory target to reduce greenhouse gas emissions 80% below 1990 levels by 2050. The table reports net benefits of each appraisal, along with component benefits and costs. The UK numbers are annualized values over the whole period being appraised, whereas the US numbers are for a single representative year.

Key elements of both analyses include the following: The benefits and costs occur over long periods of time, and this necessitates discounting. Reducing emissions provides benefits in the form of avoided climate damages, and estimating these benefits requires a mechanism to value the SCC or to price carbon emissions through some other means. Finally, there are air quality co-benefits because of reductions in other pollutants that have adverse effects on human health, and the value of these benefits hinge largely on the VSL as a measure of lower mortality risks. Each of these elements represent a topic that we now consider in turn.

3. The Social Discount Rate

Few areas of BCA have generated as much heated scholarly debate over the past two decades as that of the “correct” social discount rate (SDR). Basic questions relate to which discount rate should be used and how it should be applied. On-going debates also wrestle with questions about whether

⁴ Throughout this paper we have converted all monetary values to 2019 base year currency using each country’s official series of GDP deflators. For the reader’s reference, the 2019 dollar-pound exchange rate was 1.28.

⁵ The Clean Power Plan was ultimately replaced by the Affordable Clean Energy Rule in 2019.

BCA is up to task of informing public policy when benefits and costs are intergenerational.⁶ We find that the US and UK approaches differ conceptually, having drawn on different streams of research, yet the effect in practice is likely less than one might expect.

3.1 The US and UK Approaches

At the most basic level, discounting assigns a lower weight to benefits and costs that occur further into the future. To illustrate, let w_t be the weight attached to a gain or loss in any future year t such that $w_t = 1/(1+r)^t$. The magnitude of this weight – the discount factor – is determined by the SDR, r , as well as the number of t years into the future. Specifically, r measures the percentage rate of decline in the discount factor. In conventional BCA, r is typically a rate that is appropriate for discounting benefits and costs for risk-free projects and regulations. It is based, in turn, on returns to relatively risk-free investments or on judgements about how consumption is distributed over time.

In most cases, the choice of r is also constant – that is, the SDR takes the same value same regardless of when the benefits or costs occur. This is the approach employed by the US government for federal BCAs, for which official guidance recommends two different rates, 3% and 7%, as a range to examine sensitivity of the results (OMB 1992, 2003, 2015). The UK approach differs for discounting the distant future (Lowe 2008). It is similar to the United States in that a constant SDR is used initially for the first 30 years, though it is set at 3.5%. The crucial difference is that the UK SDR declines over time at discrete intervals. For example, a rate of 2.5% is used for years 76 through 125, and ultimately the rate reaches a lower bound of 1% for 300 years and beyond. For sensitivity analysis the United Kingdom also has a schedule of lower discount rates, starting at 3.0%.⁷

The United Kingdom was an early adopter of the idea that the SDR should be declining.⁸ The basic argument in favour of this approach was driven by (then) recent academic developments relating to uncertainty about future discount rates, especially those by Weitzman (1998, 2001) (see, for a discussion, Arrow *et al.* 2014; Groom and Hepburn 2017). This early research showed that if there is a persistent element to uncertainty over the SDR, there is an effective, certainty-equivalent SDR that declines over time that can be used in BCA. A number of important contributions have subsequently provided clarity on the theory and practice of a declining SDR (see, for example, Gollier, 2012). While the US government has acknowledged the promise of this approach, it has not made it into official guidance, with one argument being that the uncertainty can be captured instead by using a somewhat lower SDR for benefits and costs occurring in the far distance future (CEA 2017).

A further difference between the US and UK approaches to discounting relates to the *process* whereby the rates are determined. Some of this difference can be viewed through the Ramsey formula, which equates the opportunity cost of capital in period t , denoted r_t , with the social rate of time preference, *S RTP*. Specifically, the rule is $r_t = \rho + \eta \cdot g_t$, where the right-hand side is the *S RTP*

⁶ See, for example, Lind (1982) and Markandya and Pearce (1991) for early discussions on the question.

⁷ Specifically, these full SDRs are as follows (with the sensitivity rate in parentheses: 0-30 years – 3.5% (3.0%); 31-75 years – 3% (2.57%); 76-125 years – 2.5% (2.14%); 126-200 years – 2% (1.71%); 201-300 years – 1.5% (1.29%); 301+ years – 1% (0.86%).

⁸ France is another, with a SDR of 4% for the first 30 years, with a declining rate thereafter until reaching a lower bound just above 2% beginning in year 500 (Commissariat Général du Plan 2005).

that consists of the product of two terms. The first, ρ , is a time preference parameter that captures a combination of the pure rate of time preference and catastrophic or systemic risks. The second is the product of the elasticity of the marginal utility of consumption, η , and the real growth rate of consumption, g_t . In theory and given a number of assumptions, the two ways of viewing the SDR would be equal such that $r_t = r$ for all t , but there is little reason to expect that this equality will hold in practice.

At a general level, one might thus characterize the US approach as based on the left-hand side of the Ramsey formula, whereas the UK approach is based on the right-hand side. Specifically, the US SDR is set with reference to observations about actual interest rates and returns on investments. For example, the 3% rate is a consumption-based discount rate, in turn, based on historical evidence on post-tax returns on saving (specifically: returns on government bonds or long-term government debt), and the 7% rate is most obviously an opportunity cost rate based on evidence on the pre-tax rate of return on capital private investments. By contrast, in the United Kingdom, the initial level of its SDR of 3.5% is set based on an empirical review of the parameter estimates for ρ , η and g prepared for HM Treasury, initially by OXERA (2002) and latterly by Freeman *et al.* (2018). These parameters were then used to build up and estimate of the SDR rather than inferring one based on observed market rates.

3.2 Practical Differences and Updating

How much of a difference do the contrasting approaches between the United States and United Kingdom make in practice? The answer, of course, depends on the specific policy or project being evaluated. We nevertheless provide a graphical comparison in Figure 1 of the implied discount factors over time. Panel A compares the implied discount factor over 76 years for the US 3% and 7% scenarios and the UK 3.5% and 3.0% scenarios along with the associated declining rate schedules. The figure makes clear that the practical differences between the US 3% scenario and the UK scenarios is relatively small as would be expected. In panel B, we focus on these US and UK scenarios for $t = 75$ out to $t = 300$. The figure shows that discount factors for the US 3% scenario is higher for the US than the UK 3.5% scenario until $t=105$, although it is worth emphasizing that the discount factors are exceedingly small in both regimes hundreds of years into the future. That said, it is worth noting that the UK approach when introduced in 2003 was a substantial change from its previous official rate of a constant 6%.

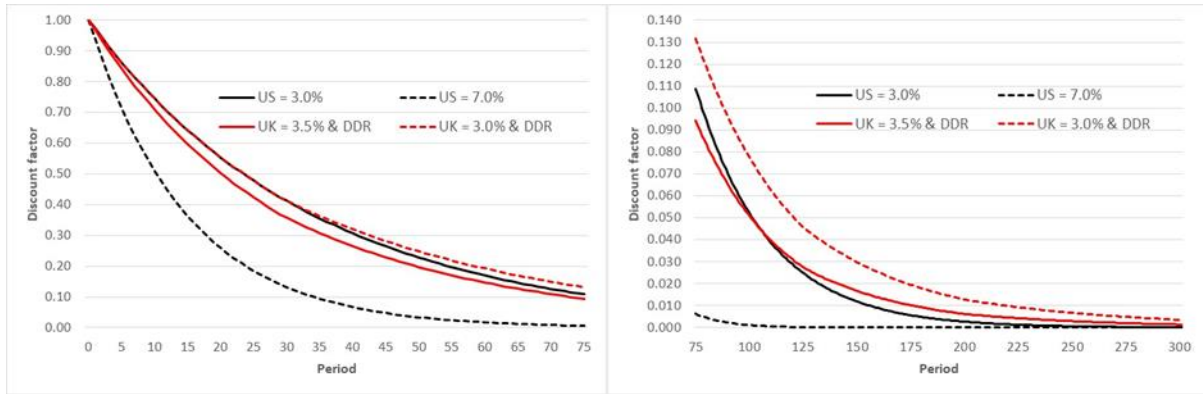


Figure 1: The implied discount factors under different official scenarios in the United States and the United Kingdom. Panel A shows the trends for each year out to $t = 55$. Panel B shows the implied discount factors from $t=75$ out to $t = 300$. See footnote 7 for further details about UK declining discount rates (DDR).

The preceding discussion shows how both the United States and United Kingdom rely on empirical evidence for establishing official SDRs rather than on moral arguments.⁹ This raises the question, then, of how SDRs are updated in the face of new empirical evidence, be these incremental changes or, as in the UK case, a more substantial revision. Groom and Hepburn (2017) examine possible reasons for the United Kingdom's shift to a declining discount rate in 2003. They identify the importance of new ideas from influential individuals in the research community, although political and policy processes remain important as well. In the US, which remains focused on use of a constant SDR, the CEA (2017) discusses the implications of secular declines in the rates of return on government bonds and investments that underlie the official guidance on discounting from OMB (2003). Nonetheless, the official SDRs of 3% and 7% remain preserved at least for the time being, perhaps suggesting the importance of opportunity windows to enabling change.¹⁰ More recently, the United Kingdom has also kept its discounting procedures in its most recent updated guidance (HMT 2018). This includes the retention of the term structure for its declining SDR despite more recent arguments in theory and in empirical practice that call for potential revisions (e.g., Gollier, 2012; Gollier and Hammitt 2014).

4. Carbon Pricing

To quantify the value of changing the flow of carbon dioxide (CO₂) emissions, the SCC has emerged as a key concept in BCAs. It reflects the marginal external costs of emissions—that is, the monetized damage caused by each additional unit of carbon dioxide emitted into the atmosphere. In this section, we discuss how the SCC has been used for federal BCA in the US, along with some of the controversy it has generated. Additionally, we compare the US approach to an alternative notion of a regulatory shadow value that has been estimated and employed in the United Kingdom. A theme

⁹ See Stern (2007) for an alternative, more prescriptive approach. Both the United States and United Kingdom nevertheless recognize moral concerns, especially in their guidance on sensitivity analysis (Lowe 2008; HMT 2018; US EPA 2020).

¹⁰ For a comprehensive reflection on theories of the policy process, see Weible and Sabatier (2017).

of our discussion is that climate change and carbon pricing raise new and challenging questions about the role of BCA in the context of global environmental problems.

4.1 The US Approach to the SCC

In an effort to coordinate a uniform approach to valuing climate damages, the US government convened an interagency working group to estimate the SCC for use in federal BCAs. The initial work culminated in a 2010 report with a set of estimates covering a range of different assumptions, including the SDR (IAWGSCC 2010; Greenstone *et al.* 2013). The methods employed, which rely on a synthesis of three integrated assessment models (IAMs), derive the SCC as an estimate of the global shadow value (cost) of emissions based on an assumed business-as-usual emissions pathway. The US government issued periodic technical updates reflecting more recent versions of the IAMs (IAWGSCC 2013, 2015, 2016), and regulatory agencies used these updated estimates in numerous federal BCAs prior to changes implemented by the Trump administration (see below). These estimates of the SCC nevertheless continue to provide the standard estimates employed in the academic, peer-reviewed literature and for evaluating state-level policies in the US (Paul *et al.* 2017; Grab *et al.* 2019).

Figure 2 shows these values in 2019 USD. The SCC increases over time, reflecting greater damages because of a growing stock of greenhouse gases in the atmosphere and a growing economy upon which damages are inflicted. We present results focused on the central value of a 3% SDR, which was the IWGSCC's recommended scenario for primary analysis. Note that despite the US approach for using 3% and 7% for BCAs more generally, use of the 3% scenario for estimating the SCC is justified based on the long-term nature of climate damages and uncertainty (IAWGSCC 2010; CEA 2017).

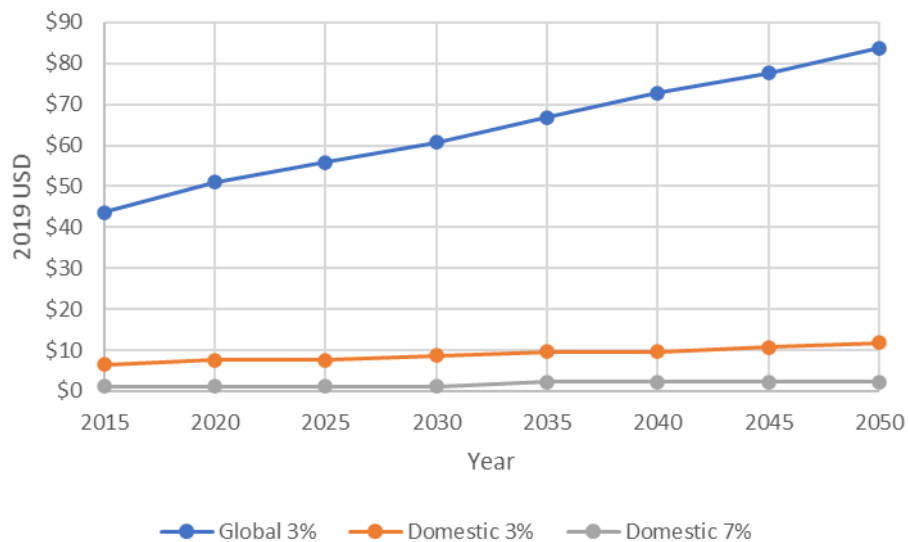


Figure 2: The SCC estimates by the US Interagency Working Group for the global 3% scenario (IWGSCC 2016), along with the alternative assumptions employed the Trump administration to narrow consideration to the domestic 3% and 7% scenarios (US EPA 2019). Estimates reported in 2019 USD.

These estimates and their use have generated controversy. Some claim that IAMs are not well-suited to provide defensible estimates given the significant uncertainties (Pindyck 2013, 2017). Others defend their use based on the need for quantitative, economic evaluation and the potential for improvement over time (Metcalf and Stock 2017). A National Academies of Sciences (2017) panel was convened to review the existing approach for estimating the SCC and outlined a set of recommendations for its continued improvement.

Legal concerns and conceptual questions have also been raised. The SCC estimates represent the *global* damages that arise from emitting a ton of CO₂, yet some argue that the United States should only account for the *domestic* damages, and use of the global SCC represents a dramatic shift in the scope of benefits estimation (Dudley and Mannix 2014; Rowell 2015; Darmstadter 2016; Fraas *et al.* 2016; Gayer and Viscusi 2016). Others argue instead that climate change is a unique global challenge that requires inclusion of the full, global externality in order to make real progress addressing the problem (Greenstone *et al.* 2013; Pizer *et al.* 2014; Revesz *et al.* 2017). Others show how accounting for the global SCC can be individually rational when taking account of the potential for altruistic preferences, reciprocity, and the repeated-game nature of international climate agreements (Kopp and Mignone 2013; Kotchen 2018).

In a dramatic shift, one of the Trump administration's first actions in 2017, through Executive Order 13783, was to disband the Interagency Working Group on the SCC and withdraw the existing estimates from use in federal BCAs. As an interim measure, the Trump administration developed its own estimates of the SCC as part of its repeal of the CPP and replacement with the Affordable Clean Energy (ACE) rule (US EPA 2019). While much of the general approach remained the same, two methodological changes were made that have significant implications. The first was a narrowing of consideration to only the domestic damages from the global damages. The second was a returned focus to the two discount rate scenarios of 3% and 7%.

Figure 2 shows the impact of these alternative assumptions on estimates of the SCC. Counting only the domestic damages reduces the cost of emissions substantially, even keeping the discount rate at 3%. In 2020, the cost is reduced from \$51 to less than \$8, and in 2050, the reduction is from \$84 to \$12. Increasing the discount rate to 7% reduces the costs even further, rendering costs at \$1 per ton in 2020 and only \$2 per ton in 2050.

Referring back to Table 1, we can also see how these changes impact the analysis of an actual climate policy in the United States. The original BCA of the CPP estimated climate benefits in the year 2030 at \$23 billion. Applying instead the Trump administration's revised estimates of the SCC reduces these benefits substantially. Focusing on domestic damages alone, while keeping the 3% SDR, reduces the climate benefits from \$23 billion to \$3 billion. Increasing the SDR to 7% reduces the climate benefits even further, to only \$400 million, effectively making them zero in the context of the other CPP benefits and costs. These comparisons illustrate how the alternative assumptions about the SCC for BCAs can have significant effects. While the health co-benefits are large enough in the example of the CPP that the change in SCC does not flip the sign of net benefits, the same may not be true for policies where the avoided climate damages comprise a greater share of the benefits.

4.2 The UK Approach with Carbon Pricing

Beginning in 2002, the United Kingdom established a procedure for estimating the global SCC and internalizing the estimates as the marginal cost of emissions for policy appraisals (Clarkson and Deyes 2002). The approach pre-dated that of the US Interagency Working Group yet was conceptually similar. Although the United Kingdom updated its methodology in 2007 in response to the Stern (2007) Review, the DECC began reviewing use of the SCC the following year and issued an entirely different approach beginning in 2009 (DECC 2009). The result was a significant switch from using the SCC to a “target-consistent approach,” which is based on estimates of the marginal abatement costs necessary to meet a specific emissions reduction target.

Specifically, the review concluded that, “the approach, based on estimates of the SCC, should be replaced with a target-consistent approach, based on estimates of the abatement costs that will need to be incurred to meet specific emissions reduction targets. The case for change is motivated by the considerable uncertainty that exists surrounding estimates of the SCC. The change will have the effect of helping to ensure that the policies the UK Government develops are consistent with the emissions reductions targets that the United Kingdom has adopted through carbon budgets and also at an EU and UN level” (DECC 2009, p. 2).

The target consistent approach recognizes that the United Kingdom sets emission reduction targets in a way that reflect political decision-making and international relations. Targets then define a carbon budget, and the marginal values used to evaluate policies are based on estimates of the marginal abatement costs consistent with achieving the implied emission reduction. A key element of the target consistent approach, therefore, is estimation of the marginal abatement costs for achieving a given target, rather than the use of IAMs or some other approach to estimate the SCC.

The United Kingdom’s long-term carbon budget was first determined by the Climate Change Act of 2008, which set a national 2050 target of reducing emissions by 80% relative to a 1990 baseline. The legislation was then updated in 2019 to set a net zero target by 2050, although the carbon budgets have not been updated to reflect the UK’s strengthened ambition.

The UK’s specific approach for carbon valuation differs between the short term and long term. In the short term, there are differences between the traded and non-traded sectors, where the former is defined as those sectors of the economy covered by the European Union Emissions Trading System (ETS). The two sectors are treated differently because, in theory, the ETS establishes marginal abatement costs equal to allowance prices, whereas without trading models are needed to derive estimates based on targets. A combination of models and prices are used to estimate carbon values for the short term, defined as the period running out to 2030, and estimates for the traded sector are updated on an annual basis to take advantage of observed market trends.¹¹ For the long term, defined as 2030 onwards, it assumed that a comprehensive global trading regime will be in place, and this implies no continuing distinction between the traded and non-traded sectors. The long-term

¹¹ The most recent updates were in 2018, and price data for all updates are posted online at <https://www.gov.uk/government/collections/carbon-valuation--2>.

carbon values are based on expectations of an international carbon price derived from global abatement cost models.

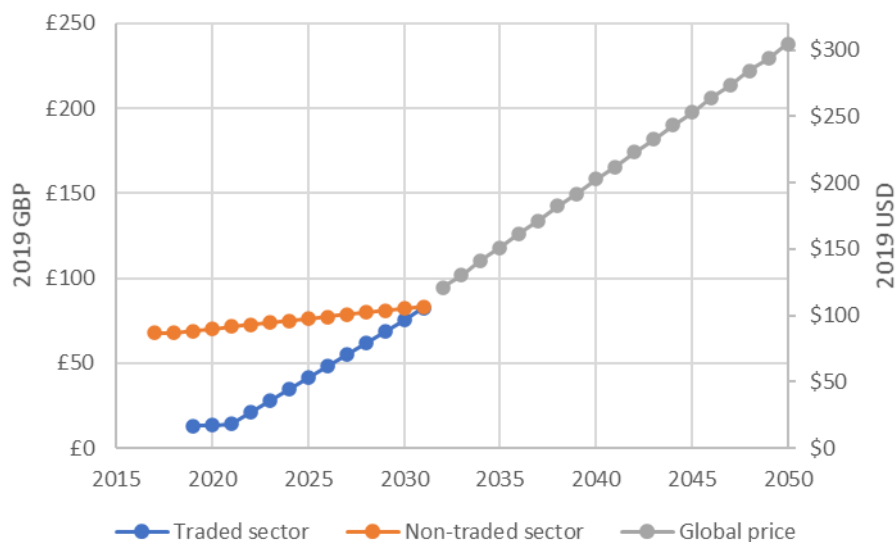


Figure 3 illustrates the most recent carbon prices used in UK policy appraisals. Values used for the non-traded sector exceed those for the traded sector, until they converge in 2031 and proceed on the estimated global price path. Note that the values beyond 2030 exceed U.S. estimates of the global SCC using a 3% SDR and increase at a much faster rate. Indeed, the UK carbon price in 2050 is \$314 per ton compared to the global SCC estimate of \$85.

4.3. Challenges for BCA

The political discourse over the SCC could substantially benefit from further research by the academic community on several key conceptual questions. For example, given the very long-term nature of climate change, what is the most appropriate SDR? And where should we draw the boundaries for BCAs of international environmental problems? Focusing on only domestic costs and benefits may be consistent with standard practice of BCA, but it significantly narrows the scope for meaningful progress on addressing global challenges. Indeed, counting only domestic damages ignores the externality that a country imposes on others as well as one of the primary objectives countries have in participating in multilateral climate policy – securing reciprocal emission mitigation efforts from other countries. Finally, are IAMS the most appropriate method for estimating the SCC. Tremendous progress has been made, but there is also an emerging literature that estimates portions of the SCC based on econometric methods.¹²

The UK target-consistent approach avoids many of these difficult issues, but in doing so, creates a framework that is cost-effectiveness analysis rather than BCA. Rather than use BCA to determine

¹² See Dell et al. (2014) for a literature review and examples of recent studies include Burke et al (2015) and Kahn et al (2019), and Carleton et al (2020).

whether policies promote overall economic efficiency, the setting of targets is taken as given from an economics perspective. Analysis using the implied CO2 values thus provide information about whether a policy will help meet the overall target in a cost-effective way. While this is certainly important, it is worth recognizing that it implies a role for economic analysis that is more about implementation than about setting the overall direction.

5. Value of Statistical Life

Improving public health motivates a vast array of environmental laws, policies, and programs. This reflects individuals' preferences for better quality and quantity of life, as reflected in the morbidity and mortality outcomes associated with environmental regulations. Indeed, reducing premature mortality risk often represents the largest source of monetized benefits in analyses of environmental regulations (Aldy *et al.* 2020).¹³

To monetize the benefits of reducing premature mortality risk, analysts employ the “value of statistical life” or VSL (US EPA 2014), which also goes by “value of a prevented fatality” (HM Treasury 2018) and “value of mortality risk reduction” (Simon *et al.* 2019). The VSL represents the WTP to reduce a small change in mortality risk, which is then aggregated over a population to produce a cumulative WTP to reduce a statistical fatality. Suppose that in a population of 100,000, each individual is willing to pay \$100 for a policy that reduces the risk of dying prematurely by 1 in 100,000. This policy would reduce one statistical fatality (i.e., one unidentifiable individual in this population) and the cumulative WTP (i.e., the VSL) would be \$10 million ($\$100 \times 100,000$ individuals).

The policy applications of the VSL raise several important questions addressed in the research literature. First, how should mortality risk valuation vary over the life cycle for affected populations? Second, how should the valuation of mortality risk reduction vary across key characteristics of the risk? Third, how should the valuation of mortality risk reduction vary with incomes?

The U.S. EPA has applied a VSL of \$9.4 million in Clean Air Act regulatory evaluations since the late 1990s (EPA 1997; 2014). For example, EPA (1997) estimated that more than 80% of the nearly \$40 trillion in benefits resulting from the Clean Air Act over 1970 to 1990 reflected reductions in premature mortality attributable to declining ambient concentrations of fine particulate matter and lead. Starting in the late 1980s, UK government agencies, notably the Department of Transport, employed a value of preventing a fatality of \$1.47 million in its regulatory and policy analyses (Chilton *et al.* 1999). At the turn of the century, the UK Health and Safety Executive used the DETR value of preventing a fatality as a starting point for its BCAs, but also doubled this value for cancer-related fatalities, concluding that individuals' dread of the disease significantly outweighs the effects of latency on WTP (Andrews and McCrea 1999). More recently, the UK Department of Environment, Food, and Rural Affairs has employed a value of statistical life year (VSLY) of \$56,828 for chronic pollution exposures. This value reflects an assumption that the affected population is in normal health. A lower VSLY value of 29,371 is employed for acute exposures that increase mortality risk for

¹³ Specific references to EPA Clean Air Act regulatory impact analyses in Aldy *et al.* (2020) are reflected in the database compiled for that paper and are available at: <https://doi.org/10.7910/DVN/J2HWDA>.

a population assumed to be in poor health (DEFRA 2020). These UK life-year values are about an order of magnitude smaller than the annuitized equivalent of the US VSL.

The US EPA VSL reflects a review and synthesis of 26 studies, 21 of which are hedonic wage studies and 5 of which rely on contingent valuation surveys (U.S. EPA 2014). UK VSLs have typically relied on stated preference studies (e.g., Carthy *et al.* 1999; Chilton *et al.* 1999, 2004). UK hedonic wage studies generate VSLs that are about 2.5 times the magnitude of VSL estimates in US hedonic wage studies (Kochi *et al.* 2006). Viscusi (2008), however, notes that deficiencies in UK occupational fatality risk data and potential econometric shortcomings have contributed to large, but unstable UK hedonic wage VSLs. He notes this helps explain the application of stated preference VSLs in UK policy evaluations. In general, stated preference VSL estimates are less than one-third the magnitude of hedonic wage VSLs (Kochi *et al.* 2006), and the United Kingdom has relied on stated preference VSL estimates from Chilton *et al.* (1999; 2004).

Environmental regulations that reduce premature mortality risk often do so at the extremes of the age distribution: for young children and, even more frequently, for the elderly. To explore how WTP to reduce mortality risk varies with the age of the affected population, scholars have framed the income-risk trade-off in the context of individuals' preference to maximize their own welfare over their lifetimes. An individual expecting large benefits from a future stream of consumption and leisure – which could reflect both life expectancy and expected income – would be willing to pay more to reduce contemporary mortality risk.

An extensive literature illustrates how the VSL varies over the life cycle. Shepard and Zeckhauser (1984) present two extreme cases that illustrate that the value of mortality risk may decline or may take an inverted-U shape over the life cycle. The former case reflects the opportunity for perfect borrowing and annuity markets to enable consumption smoothing throughout the life cycle, which results in life expectancy (which always declines with age) driving a VSL that declines with age.¹⁴ The latter case reflects a world in which the individual cannot borrow against expected future income, and the VSL increases in early years of adulthood – when income and consumption are growing faster than life expectancy is declining – but eventually peaks and begins to decline when falling life expectancy outpaces growth (and eventual decline) in income and consumption in the individual's elderly years. The bottom line is that at some point in the life cycle, WTP to reduce mortality risk begins to decline for a given population of individuals as they move from middle age to later ages in the life cycle (Arthur 1981; Rosen 1988; Johansson 2002; Murphy and Topel 2006; Hall and Jones 2007; Aldy and Smyth 2014; Cordoba and Ripoli 2017). None of these papers find that WTP to reduce a marginal change in mortality risk is age or life-cycle invariant.

The revealed preference literature likewise shows how VSLs take an inverted-U shape over the life cycle. Kniesner *et al.* (2006), Aldy and Viscusi (2008), Evans and Schaur (2010), O'Brien (2018), and Aldy (2019) illustrate in a variety of labor market and product market contexts how trading off income and mortality risk declines starting among the middle-aged US population.¹⁵ The stated

¹⁴ This is consistent with the value of a statistical life-year approach employed in recent UK policy contexts described below.

¹⁵ Smith *et al.* (2004) is a notable exception, which finds higher VSLs for near-elderly workers than for younger workers.

preference literature has been mixed, with some studies finding an inverted-U shape for VSLs over the life-cycle, with others failing to estimate a statistically significant age-VSL relationship (Krupnick 2007).

The value of statistical life-year (VSLY) approach taken in the UK regulatory and policy evaluations explicitly accounts for how remaining years of life influences WTP for risk reductions. In some of its BCAs, EPA has included a VSLY approach as a sensitivity analysis for its primary evaluations based on an age-invariant VSL (e.g., the 1997 ozone and fine particulate matter national ambient air quality standards RIAs; see Aldy *et al.* 2020). This approach estimates the life-years (life expectancy) gained associated with the reduction in air pollution, and monetizes each life year with the VSLY, an annuitized version of the agency's VSL. More prominently, the US EPA employed a so-called "senior discount" in an analysis of its 2002 Clear Skies air quality proposal (Aldy and Viscusi 2007), which initially valued mortality risk reductions for the age 70 and older population 37% less than for the under-70 population. After intense public criticism, however, EPA reverted to an age-invariant VSL.

While mortality risk is often distilled into a single, quantitative measure – such as 1 in 100,000 – the qualitative characteristics of the risks may also influence willingness to pay to reduce such risks. Slovic (1987) highlighted how individuals' perceptions of risk vary with not only the quantitative measure, but also issues related to controllability, dread, catastrophic outcomes. To the extent that an environmental regulation reduces the likelihood of a dreaded way of dying – such as cancer – individuals may be willing to pay more than for less dreaded forms of death (Sunstein 2004; Van Houtven *et al.* 2008).

In the United Kingdom, government agencies have employed a "cancer" premium that effectively doubles the VSL (Baker *et al.* 2008). In a 2017 assessment of asbestos control regulations, the UK Health and Safety Executive employed a VSL for cancer-related mortality of £1.3 million (HSE 2016; 2017). This work-related cancer-based fatality valuation measure differs from other VSL measures employed by the UK government in that it reflects costs to the government for medical care, administrative and legal costs, reduced worker productivity, as well as the more conventional individual welfare component estimated through a stated preference survey. In contrast, the US EPA has not adjusted the VSL for any of the characteristics of risks that its regulations attempt to reduce.

Given that paying for mortality risk reduction today delivers more future consumption and leisure, WTP for such risk reduction would be expected to increase with income (e.g., Cameron and DeShazo 2013). This is evident across revealed preference and stated preference methods, and been subject to a number of reviews in the literature (Liu *et al.* 1997; Mrozek and Taylor 2002; Viscusi and Aldy 2003; Krupnick 2007; Hammitt and Robinson 2011; Doucouliagos *et al.* 2014; Viscusi and Masterman 2017; Masterman and Viscusi 2018). Meta-analyses of the VSL literature have typically shown income elasticities in the 0.5 to 0.6 range (Liu *et al.* 1997; Mrozek and Taylor 2002; Viscusi and Aldy 2003), with more recent research confirming this range for developed countries, but suggesting an elasticity closer to 1.0 for lower-income countries (Masterman and Viscusi 2018).

In practice, the US EPA has not applied different VSLs with respect to income heterogeneity across a given population at a point in time, but it has increased the VSL with forecast income growth over time when estimating the impacts of some regulations several decades into the future. For example,

in the 2011 Cross-State Air Pollution Rule, EPA used an income elasticity of 0.4 for its central estimate in the rule's BCA. The UK in effect assumes an elasticity of 1.0 as the VSL is updated in line with changes in GDP per capita.¹⁶

Finally, how and when should agency analysts update the measure of the VSL in light of the evolution of the literature? Through 2020, the US EPA continued to use a VSL based on its review of a set of 26 dated studies. The average publication date of these studies is 1985, and the most recent paper was published in 1991. The EPA has only adjusted the VSL from these studies based on inflation over time. None of the labor market hedonic papers employs measures of occupational fatality risk based on the Bureau of Labor Statistics Census of Fatal Occupational Injuries, which was initiated in 1992. Occupational fatality risk data that pre-date this fatal occupational injury census suffer from numerous deficiencies that undermine statistical estimation (Viscusi 2004). The contingent valuation studies in this set also predate significant improvements in stated-preference methods. Moreover, 5 of the 26 studies address risk-income trade-offs in non-US contexts, which further raises questions about their applicability for US policy and regulatory analysis.

While not as dated, the primary source for the value of preventing a fatality in the UK is a 2004 stated preference survey (Chilton *et al.* 2004). In each of these cases, government agencies employ fairly dated studies – especially in light of more recent academic scholarship – in monetizing the benefits of reducing premature mortality risk. In the UK case, however, a new primary study of the value of a statistical life year is being considered by a number of government departments and agencies which routinely apply monetary values for health impacts in BCA.¹⁷

6. Discussion and Conclusion

Evaluating the benefits and costs of environmental policy and regulations plays several important roles in policy development. Such analyses highlight opportunities for new policies to address pollution externalities and other market failures related to the environment and natural resources. They can inform the design and implementation of environmental policy, by identifying ways to lower costs or target greater benefits. In demonstrating that environmental policy increases social welfare, E-BCA can enhance the political legitimacy of a policy proposal. Along each of these dimensions, the value and credibility of the information depends on the quality of the underlying research evidence.

The United States and the United Kingdom have a long history of conducting BCA of environmental policies and regulations that builds on rigorous academic scholarship. E-BCA poses several distinctive challenges where advances in research have expanded the scope of application of informed analysis. We have examined three of these challenges, where an analyst cannot simply rely on posted prices in markets in undertaking an assessment: the weighing of benefits and costs over multiple

¹⁶ For example, in the context of transport appraisal, DfT (2020) sets out that the VSL should be adjusted in line with official forecasts of growth in real GDP per capita (p4, para. 2.2.13).

¹⁷ Stavros Georgiou, Health and Safety Executive (personal communication).

generations, the value of abating CO2 emissions, and the benefits of reducing premature mortality risk.

In the context of the SDR, we acknowledge that the debates about the “correct” long-term discount rate will not be relevant to all environmental BCAs. That is, many (perhaps most) project or regulatory proposals involve benefits and costs over (relatively) short time horizons.

The differences between the United States and United Kingdom on their respective approaches to the SDR can be viewed in at least two ways. On the one hand, there appear to be considerable differences in the process of setting the SDR: the opportunity cost of capital and a constant rate (i.e., the United States) as opposed to a declining rate and the return to consumption (i.e., the United Kingdom). On the other hand, practical differences in the outcome in terms of present values can be overstated especially when comparing the UK declining SDR with the lower of the two (constant) SDRs used in the United States. The effective discount rates in the longer term for the United Kingdom, however, are closer to the findings of the survey by Drupp *et al.* (2018) of academic SDR experts: i.e. a median rate, of 2%, recommended (within a range of 1% to 3% for the vast majority of respondents).

Intergenerational considerations come to the fore in the evaluation of the impacts of reducing emissions of CO2 and other greenhouse gases that may reside in the atmosphere and adversely affect the global climate for centuries and millennia. Climate change clearly poses challenges to the use of BCA that warrant more careful analysis. Part of what we aim to show here is that these are frontier issues about how BCA is being used to evaluate and justify some of the most significant environmental regulations in the United States. The lack of clarity in the scholarly literature on how to address some of the key issues – including the choice of the SDR and the global scope of benefits – creates a void in which US policy makers have stepped in to impose alternative analytic assumptions with drastically different implications for the SCC and the ambition of climate change regulations.

Reducing premature mortality risk represents the largest source of monetized benefits in air quality regulatory analyses and the largest single category of benefits across the US federal regulatory program. The policy applications of the value of statistical life reflect how innovations in non-market methods – both revealed preference and stated preference techniques – provide the evidence on WTP for environmental and health benefits that are not explicitly traded in markets. In the United States, there has been no meaningful updating – with the exception of income elasticity applications in recent years – while in the United Kingdom, there have been considerations of life expectancy (employing a VSLY approach) and dread (cancer premium) that reflect a richer understanding of how individuals value reductions in mortality risk in the academic literature.

Building a robust foundation for the practice of E-BCA by governments requires a detailed understanding of the current state of research and its evolution over time. Advances in the academic frontier related to any key parameter in an E-BCA – including SDR, SCC, and VSL – raise the question of when and how to update the government’s foundation and analytic practice. It is often difficult for an agency to sort through the academic literature and extract the key, policy-relevant signals.

There may also be political economy reasons for an agency to maintain the current application of a given parameter in its analysis once it has undergone the process of identifying and selecting it. The evolution of environmental policy may be more predictable and key stakeholders may be able to form more precise expectations if the key parameters in E-BCAs are not constantly changing. The absence of updating of the VSL in the United States, however, is considerable given that EPA's measure reflects a survey in which the most recent paper published dates from 1991.

In the case of the SDR, in the United Kingdom, updating has taken the form of a punctuated and substantial change at the beginning of the 2000s and an absence of revisions since, whereas the United States arguably has been on the verge of updates although never quite crossing that line, as yet. In contrast, the US SCC underwent frequent updating during the Obama Administration. This reflected the planning to regularly update the SCC as modelers update the damage functions in the three integrated assessment models used by the US government. It also accounts for what is a vibrant and fast-moving academic literature that creates greater value in having a SCC that adjusts to new information over time. The changes over 2010-2016 consistently led to a higher SCC, which also squared with the objective of an administration aspiring to greater emission mitigation ambition. The dramatic reduction in the SCC – through the focus on domestic-only benefits and higher discount rates – over 2017-2020 coincided with dismissiveness of climate policy by the US government during this period.

Accounting for innovations in the academic literature on the VSL, e.g., explicit life-cycle adjustments, would likely reduce the monetized benefits of many air quality regulations and other environmental policies that disproportionately benefit elderly populations. For the leader of an environmental agency, reducing the benefits of environmental regulation may not be an appealing alternative. And claims of disagreements in the literature may be sufficient to maintain the status quo, albeit quite dated, approach to this issue.

Our approach in this review has been to explore how the practice of BCA in the United States and United Kingdom draws from the research literature on specific, key questions in the evaluation of environmental policies and regulations. Our discussion is also relevant to other countries using E-BCA. For example, a survey of OECD countries in Smith and Braathen (2015) indicates a range of carbon values used in economic appraisal. This variation refers to both the spread of different carbon values used across countries (from relatively low to very high) as well as the different empirical methods brought to bear in estimating these values.

We have emphasized the distinctive importance of the social discount rate, the pricing of carbon, and the value of statistical life in E-BCAs, but there are other important questions, including: (1) non-fatal morbidity impacts of environmental regulation and the suite of non-market methods to estimate individuals' WTP to avoid them; (2) the role of so-called co-benefits or ancillary benefits (as well as co-costs) in RIAs (Aldy *et al.* 2020); (3) the retrospective analysis of rules and policies to evaluate regulatory performance (Aldy 2014; Cropper *et al.* 2017; Aldy *et al.* 2020); and more. Continued scholarship on the topics we focus on here as well as these additional issues can inform future practice of government BCAs and improve the performance of environmental policy.

References

Alberini A, Cropper M, Krupnick A, Simon N. 2004. "Does the value of statistical life vary with age and health status? Evidence from the US and Canada", *Journal of Environmental Economics and Management*, 48: 769-792.

Aldy JE. 2019. "Birds of a feather: estimating the value of statistical life from dual-earner families", *Journal of Risk and Uncertainty*, 58(2): 187-205.

Aldy JE, Auffhammer M, Cropper ML, Fraas A, Morgenstern R. 2020. "[Looking Back at 50 Years of the Clean Air Act.](#)" *Journal of Economic Literature*, forthcoming.

Aldy JE, Kotchen M, Evans M, Fowlie M, Levinson A, Palmer K. 2020. "[Co-benefits and regulatory impact analysis: theory and evidence from federal air quality regulations](#)", In: Matthew Kotchen, James Stock, and Catherine Wolfram, eds., *Environmental and Energy Policy and the Economy*, Volume 2, NBER/University of Chicago Press.

Aldy JE. 2014. "Learning from experience: an assessment of the retrospective reviews of agency rules and the evidence for improving the design and implementation of regulatory policy", Report prepared for the Administrative Conference of the United States.

Aldy JE, Smith SJ. 2014. "Heterogeneity in the value of life", NBER Working Paper 20206.

Aldy JE, Viscusi WK. 2008. "[Adjusting the value of a statistical life for age and cohort effects](#)", *Review of Economics and Statistics*, 90(3): 573-581.

Aldy JE, Viscusi WK. 2007. "Age differences in the value of statistical life: revealed preference evidence", *Review of Environmental Economics and Policy*, 12: 241-260.

Andrews RM, McCrear P. 1999. "UK Health and Safety Executive approach to exposure limit setting", In Proceedings of the OECD Workshop on the Integration of Socio-Economic Analysis in Chemical Risk Management Decision Making (pp.7-9).

Arrow KJ, Cropper ML, Gollier C, Groom B, Heal GM, Newell RG, Nordhaus WD, Pindyck RS, Pizer WA, Portney PR, Sterner T, Tol RSJ, Weitzman ML. 2014., "Should governments use a declining discount rate in project analysis?" *Review of Environmental Economics and Policy*, 8: 145-163.

Arrow KJ, Cropper M, Gollier C, Groom B, Heal GM, Newell RG, Nordhaus WD, Pindyck R, Pizer WA, Portney PR, Sterner T, Tol RSJ, Weitzman ML. 2013., "Determining Benefits and Costs for Future Generations", *Science*, 341(6144):349-350.

Arthur WB. 1981. "The economics of risks to life." *American Economic Review*, 71(1), 54-64.

Ashenfelter O, Greenstone M. 2004. "Estimating the value of a statistical life: the importance of omitted variables and publication bias", *American Economic Review*, 94(2): 454-460.

Atkinson G, Braathan, N-A, Groom B, Mourato S. 2018. *Cost-Benefit Analysis and the Environment: Further Developments and Policy Uses*, Organization for Economic Cooperation and Development OECD.

Atkinson G, Groom B, Hanley ND, Mourato S. 2018. "Environmental valuation and benefit-cost analysis in UK policy", *Journal of Benefit-Cost Analysis*, 9(1): 97-119.

Black D, Knieser T. 2003. "On the measurement of job risk in hedonic wage models", *Journal of Risk and Uncertainty*, 27(3):205-20.

Boardman AE, Greenberg DH, Vining AR, Weimer DL. 2018. *Cost-Benefit Analysis: Concepts and Practice*. Pearson Prentice-Hall

Burke MS, Hsiang M, Miguel E. 2015. "Global non-linear effect of temperature on economic production", *Nature*, 527: 235-239.

Cameron TA, DeShazo JR. 2013. Demand for health risk reductions", *Journal of Environmental Economics and Management*, 65(1): 87-109.

Carleton T, Jina A, Delgado MT, Greenstone M, Houser T, Hsiang SM, Hultgren A, Kopp RE, McCusker KE, Nath IB, Rising J, Rode A, Seo HK, Viaene A, Yuan J, Zhang AT. 2020. "Valuing the global mortality consequences of climate change accounting for adaptation costs and benefits," NBER Working Paper 27599.

Carson RT. 2012. "Contingent valuation: a practical alternative when prices aren't available", *Journal of Economic Perspectives*, 26(4): 27-42.

Carthy T, Chilton S, Covey J, Hopkins L, Jones-Lee M, Loomes G, Pidgeon N, Spencer A. 1999. "On the contingent valuation of safety and the safety of contingent valuation: part 2—the CV/SG 'chained' approach", *Journal of Risk and Uncertainty*, 17(3): 187-213.

P. A., K. J. Boyle and T. C. Brown eds.. 2017. *A Primer on Nonmarket Valuation*, 2nd Edition, Kluwer, Dordrecht.

Chilton, S. et al. 2004., *Valuation of Health Benefits Associated with Reductions in Air Pollution: Final Report*, Department for Environment Food and Rural Affairs, London.

Chilton S, Covey J, Hopkins L, Jones-Lee M, Loomes G, Pidgeon N, Spencer A. 1999. "Annex: new research results on the valuation of preventing fatal road accident casualties", In *Health Costs Due to Road Traffic-Related Air Pollution: Economic Evaluation*, Prepared for the WHO Ministerial Conference on Environment and Health, London, June 1999. Bern, Switzerland: Federal Department of Environment, Transport, Energy and Communications, Bureau for Transport Statistics.

Clarkson R and K. Deyes. 2002. *Estimating the social cost of carbon emissions*, Government Economic Service Working Paper 140, HM Treasury/ DEFRA.

Commissariat Général du Plan 2005. Révision du Taux d'Actualisation des Investissements Publics. Paris: Commissariat Général du Plan.

Córdoba JC, Ripoll M. 2017. "Risk aversion and the value of life", *Review of Economic Studies*, 84(4): 1472-1509.

Council of Economic Advisers CEA. 2017. *Discounting for Public Policy: Theory and Recent Evidence on the Merits of Updating the Discount Rate*, Council of Economic Advisers, Washington, DC.

Cropper M, Fraas A, Morgenstern R. 2017. "Looking backward to move regulations forward", *Science*, 355(6332): 1375-1376.

Cropper ML, Freeman MC, Groom B, Pizer W. 2014., "Declining discount rates", *American Economic Review: Papers and Proceedings*, Vol. 1045., pp. 538-43

Darmstadter, J. 2016. "Global benefit-cost analysis in US climate policy", *Resources*, 191: 34–39.

DECC Department for Energy and Climate Change. 2009. *Carbon Valuation in UK Policy Appraisal: A Revised Approach*. Climate Change Economics, Department of Energy and Climate Change.

DEFRA Department for Environment, Food and Rural Affairs. 2020.

Dell M, Jones, BF, Olken BA. 2014. "What do we learn from the weather? The new climate–economy literature", *Journal of Economic Literature*, 52(3): 740-798.

Diamond, PA, Hausman, JA. 1994. "Contingent valuation: is some number better than no number?", *Journal of Economic Perspectives*, 8(4): 45-64.

Drupp, M, Freeman MC, Groom B, Nesje F. 2017. "Discounting disentangled: an expert survey on the components of the long term social discount rate", *American Economic Journal: Policy*.

Dudley SE, Mannix BF. 2014. "The social cost of carbon", *Engage: Journal of the Federalist Society Practice Groups*, 15: 14-18.

Evans MF, Schaur G. 2010. "A quantile estimation approach to identify income and age variation in the value of a statistical life", *Journal of Environmental Economics and Management*, 59: 260-270.

Fraas A, Lutter R, Dudley S, Gayer T, Graham J, Shogren J, Viscusi WK. 2016. "Should the Federal regulatory agencies report benefits to americans from mandated reductions in greenhouse gas emissions?", Letter to the National Academies of Sciences, Engineering and Medicine committee charged with assessing the social cost of carbon. <http://www.rff.org/blog> February 8.

Freeman, M. Groom, B. and Spackman, M. 2018. *Social Discount Rates for Cost-Benefit Analysis: A Report for HM Treasury*, University of York and London School of Economics.

Gayer T, Viscusi WK. 2016. Determining the proper scope of climate change policy benefits in US regulatory analyses: domestic versus global approaches. *Review of Environmental Economics and Policy*, 10: 245–63.

Gollier C. 2012., *Pricing the Planet's Future: The economics of discounting in an uncertain world*, Princeton Press.

Gollier C, Hammitt JK. 2014. "The long-run discount rate controversy", *Annual Review of Resource Economics*, 6: 273-295.

Grab AD, Paul I, Fritz K. 2019. *Opportunities for Valuing Climate Impacts in U.S. State Electricity Policy*. Institute for Policy Integrity, New York University School of Law.

Greenstone M, Kopits E, Wolverton A. 2013. "Developing a social cost of carbon for US regulatory analysis: a methodology and interpretation", *Review of Environmental Economics and Policy*, 7(1): 23–46.

Groom B, Hepburn C. 2017. "Looking back at social discount rates: the influence of papers, presentations and personalities on policy", *Review of Environmental Economics and Policy*. Volume 11(2): 336-356,

Hahn RW, Dudley PM. 2007. "How well does the U.S. Government do benefit-cost analysis?", *Review of Environmental Economics and Policy*, 1(2): 192-211.

Hahn RW, Tetlock RC. 2008. "Has economic analysis improved regulatory decisions?", *Journal of Economic Perspectives*, 22(1): 67-84.

Hahn, R. W. and R. A. Ritz. 2015. "Does the social cost of carbon matter? Evidence from US policy." *Journal of Legal Studies*. 44: 229-248.

Hall RE, Jones CI. 2007. "The value of life and the rise in health spending", *The Quarterly Journal of Economics*, 122(1): 39-72.

Hausman, J. 2012., "Contingent valuation: from dubious to hopeless", *Journal of Economic Perspectives*, 26(4): 43-56.

HMT Her Majesty's Treasury. 2018. *The Green Book: Central Government Guidance on Appraisal and Evaluation*, HMT, London.

HSE Health and Safety Executive. 2017. *Post implementation Review of the Control of Asbestos Regulations 2012*, Health and Safety Executive.

HSE Health and Safety Executive. 2016. *Costs to Britain of Work-Related Cancer*, Research Report RR1104, Health and Safety Executive.

IAWGSCC (Interagency Working Group on Social Cost of Carbon). 2016. Technical Support Document: Technical Update of the Social Cost of Carbon for Regulatory Impact Analysis Under Executive Order 12866.

IAWGSCC. 2015. Technical Support Document: Technical Update of the Social Cost of Carbon for Regulatory Impact Analysis Under Executive Order 12866.

IAWGSCC. 2013. Technical Support Document: Technical Update of the Social Cost of Carbon for Regulatory Impact Analysis Under Executive Order 12866.

IAWGSCC. 2010. Social Cost of Carbon for Regulatory Impact Analysis under Executive Order 12866. February. United States Government.

Johansson PO. 2002. "On the definition and age-dependency of the value of a statistical life", *Journal of Risk and Uncertainty*, 25: 251-263.

Johnston R, Rolfe J, Rosenberger R, Brouwer R. eds. 2015., *Benefit Transfer of Environmental and Resource Values: A Guide for Researchers and Practitioners*, Springer, Dordrecht.

Just, RED, Hueth L, Schmitz A. 1982. *Applied Welfare Economics and Public Policy*. Prentice-Hall Inc.

Kahn, MEK, Mohaddes, R. Ng NC, Pesaran MH, Raissi, M, Yang JC. 2019. "Long-term macroeconomic effects of climate change: a cross-country analysis", CAMA Working Paper No. 49/2019.

Kniesner T, Viscusi E, Woock C. 2012. "The value of a statistical life: evidence from panel data", *Review of Economics and Statistics*, 941.

Kniesner TJ, Viscusi WK, Ziliak, JP. 2006. "Life-cycle consumption and the age-adjusted value of life", *The BE Journal of Economic Analysis & Policy*, 5(1): 1-36.

Kochi I, Hubbell B, Kramer R. 2006. "An empirical Bayes approach to combining and comparing estimates of the value of a statistical life for environmental policy analysis", *Environmental and Resource Economics*, 34: 385-406.

Kopp RE, Mignone BK. 2013. Circumspection, reciprocity, and optimal carbon prices. *Climatic Change*, 1204., 831-843.

Kotchen, MJ. 2018. "Which social cost of carbon? A theoretical perspective." *Journal of the Association of Environmental and Resource Economists*, 5(3): 673-694.

Krupnick A. 2007. "Mortality-risk valuation and age: stated preference evidence", *Review of Environmental Economics and Policy*, 12: 261-282.

Lavetti K. 2020. "The estimation of compensating wage differentials: lessons from the deadliest catch", *Journal of Business & Economic Statistics*, 38(1): 165-182.

Lee JM, Taylor LO. 2019. "Randomized safety inspections and risk exposure on the job: quasi-experimental estimates of the value of a statistical life", *American Economic Journal: Economic Policy*, 11(4): 350-74.

Lind RC. ed. 1982. *Discounting for Time and Risk in Energy Policy*, Resources for the Future, Washington, D.C.

Liu JT, Hammitt JK, Liu JL. 1997. "Estimated hedonic wage function and value of life in a developing country", *Economics Letters*, 57(3): 353-358.

Lowe J. 2008., *Intergenerational wealth transfers and social discounting: Supplementary Green Book guidance*, Office of Public Sector Information, HM Treasury, London.
https://www.gov.uk/government/uploads/system/uploads/attachment_data/file/193938/Green_Book_supplementary_guidance_intergenerational_wealth_transfers_and_social_discounting.pdf

Markandya AM, Pearce DW. 1991. "Development, the environment, and the social rate of discount", *The World Bank Research Observer*, 6(2): 137-152.

Masterman CJ, Viscusi WK. 2018. "The income elasticity of global values of a statistical life: stated preference evidence", *Journal of Benefit-Cost Analysis*, 9(3): 407-434.

Metcalf GE, Stock JH. 2017. "Integrated assessment models and the social cost of carbon: a review and assessment of US experience", *Review of Environmental Economics and Policy*. 11(1): 80–99.

Mrozek JR, Taylor LO. 2002. "What determines the value of life? A meta-analysis", *Journal of Policy Analysis and Management*, 21(2): 253-270.

Murphy KM, Topel RH. 2006. "The Value of health and longevity", *Journal of Political Economy*, 114: 871-904.

National Academies of Sciences, Engineering, and Medicine. 2017. *Valuing Climate Damages: Updating Estimation of the Social Cost of Carbon Dioxide*. Washington, DC: The National Academies Press.omb

O'Brien J. 2018. "Age, autos, and the value of a statistical life", *Journal of Risk and Uncertainty*, 57(1), 51-79.

OECD. 2012. *Mortality Risk Valuation in Environment, Health and Transport Policies*, OECD Publishing, Paris.

OMB Office of Management and Budget. 1992, 2015. *Circular A-94: Guidelines and Discount Rates for Benefit-Cost Analysis of Federal Programs: Appendix C* updated November 2015
<https://www.wbdq.org/FFC/FED/OMB/OMB-Circular-A94.pdf>.

OMB Office of Management and Budget. 2003. *Circular A-4: Regulatory Analysis*.
<https://www.whitehouse.gov/sites/whitehouse.gov/files/omb/circulars/A4/a-4.pdf>.

OXERA 2002. *A social time preference rate for use in long-term discounting*, Report to the Office of the Deputy Prime Minister, Department for Transport and Department of the Environment, Food and Rural Affairs, London.

Paul, I., P. Howard, and J. A. Schwartz. 2017. *The Social Costs of Greenhouse Gases and State Policy*. *Institute for Policy Integrity*, New York University School of Law.

Pearce DW. 1998. "Cost benefit analysis and environmental policy", *Oxford Review of Economic Policy*, 14(4): 84-100.

Pearce DW, Atkinson G, Mourato S. 2006. *Cost-Benefit Analysis and the Environment: Recent Developments*, Organisation for Economic Co-operation and Development, Paris

Pindyck RS. 2013. "Climate change policy: what do the models tell us?", *Journal of Economic Literature*, 51(3): 860-72.

Pindyck RS. 2017. "The use and misuse of models for climate policy", *Review of Environmental Economics and Policy*, 11(1): 100–114.

Pizer W, Adler J, Aldy JE, Anthoff D, Cropper M, Gillingham K, Greenstone M, Murray B, Newell R, Richels R, Rowell A, Waldhoff S, Wiener J. 2014. "Using and improving the social cost of carbon", *Science*, 346: 1189–90.

Revesz R, Greenstone M, Hanemann M, Livermore M, Sterner T, Grab D, Howard P, Schwartz J. 2017. "Best cost estimate of greenhouse gases". *Science*.

Rosen S. 1988. "The value of changes in life expectancy", *Journal of Risk and Uncertainty*, 13: 285-304.

Rowell A. 2015. "Foreign Impacts and Climate Change", *Harvard Environmental Law Review*, 39: 371-421.

Shepard DS, Zeckhauser RJ. 1984. Survival versus consumption, *Management Science*, 304:

Simon NB, Dockins C, Maguire KB, Newbold SC, Krupnick AJ, Taylor LO. 2019. "Policy brief—what's in a name? a search for alternatives to 'VSL'", *Review of Environmental Economics and Policy*, 13(1): 155-161.

- Slovic P. 1987. "Perception of risk", *Science*, 236(4799): 280-285.
- Smith S, Braathen NA. 2015., "Monetary Carbon Values in Policy Appraisal: An Overview of Current Practice and Key Issues", OECD Environment Working Papers, No. 92, OECD Publishing, Paris.
- Smith VK, Evans MF, Kim H, Taylor Jr, DH. 2004. "Do the near-elderly value mortality risks differently?", *Review of Economics and Statistics*, 86(1), 423-429.
- Stern N. 2007. *The Economics of Climate Change: The Stern Review*. Cambridge, UK: Cambridge University Press.
- Sunstein CR. 2004. "Valuing life: A plea for disaggregation." *Duke Law Journal*, 54: 385.
- US EPA 2020. *Guidelines for Preparing Economic Analyses*, Review Copy Prepared for EPA's Science Advisory Board's Economic Guidelines Review Panel.
- U.S. EPA. 2019. Regulatory Impact Analysis for the Repeal of the Clean Power Plan, and the Emission Guidelines for Greenhouse Gas Emissions from Existing Electric Utility Generating Units. EPA-452/R-19-003.
- U.S. EPA. 2015. Regulatory Impact Analysis for the Clean Power Plan Final Rule. EPA-452/R-15-003.
- US EPA 2014. *Guidelines for Preparing Economic Analyses*. May 2014 Update. Washington, DC: EPA/National Center for Environmental Economics.
<https://www.epa.gov/sites/production/files/2017-08/documents/ee-0568-50.pdf>.
- US EPA 1997. *The Benefits and Costs of the Clean Air Act, 1970 to 1990*. Report to Congress, EPA-410-R-97-002, October. URL: https://www.epa.gov/sites/production/files/2017-09/documents/ee-0295_all.pdf.
- Van Houtven G, Sullivan MB, Dockins C. 2008. "Cancer premiums and latency effects: a risk tradeoff approach for valuing reductions in fatal cancer risks", *Journal of Risk and Uncertainty*, 36(2): 179-199.
- Viscusi WK. 2018. *Pricing lives: Guideposts for a safer society*. Princeton University Press.
- Viscusi WK. 2015. "The role of publication selection bias in estimates of the value of a statistical life." *American Journal of Health Economics*, 1(1): 27-52.
- Viscusi WK. 2008. "How to value a life." *Journal of Economics and Finance*, 32(4): 311-323.
- Viscusi WK. 2004. "The value of life: estimates with risks by occupation and industry", *Economic Inquiry*, 42(1): 29-48.
- Viscusi WK, Aldy JE. 2003. "The value of statistical life: a critical review of market estimates throughout the world", *Journal of Risk and Uncertainty*, 27(1): 5-76.

Weible CM, Sabatier PA. eds. 2018. Theories of the policy process, 4th edition, Westview Press.

Weitzman ML. 2001. "Gamma discounting", *American Economic Review*, 91(1): 260-271.

Weitzman ML. 1998. "Why the far-distant future should be discounted at its lowest possible rate", *Journal of Environmental Economics and Management*, 36(3): 201-208.